

REV.	DESCRIPTION	DESIGN	APPROVAL	DATE
A	NEW	Betty	BG YANG	2014.11.19
B	ECN14-0000026516 (增加C19侧面图)	Betty	BG YANG	2014.12.12
C	Change the customer P/N	DanPeng	XL DENG	2017.08.12
D	ECN18-0000016767(change the shape of plug and connector)	Hongmei	XL DENG	2018.05.17

Technical requirement 技术参数:

1. Electrical Characteristics Test 电气性能检验

- 1.1 Products 100% for electrical test. 成品100%电性测试.
- 1.2 Insulation resistance: No less than 100MΩ of 500V DC/0.4s.
绝缘阻抗: 大于或等于100MΩ 500V DC/0.4s.
- 1.3 Dielectric strength 耐电压

- 1.3.1 Between two conductors 1500⁰/₀ V AC for 1.0s Trip-current 1.0mA max.
导体与导体之间 1500⁰/₀ V AC /1秒, 漏电流 1.0mA(max).
- 1.3.2 Between conductor and body 2500⁰/₀ V AC for 1.0s - Trip current 1.0mA max.
导体与本体之间 2500⁰/₀ V AC /1秒, 漏电流 1.0mA(max).

2. Mechanical Characteristics Test 机械性能检验

- 2.1. Withdrawal force 拔出力
- 2.1.1 For checking each PIN independently from the standard-gauge below 2.0N(Min) Keep for 3S or more.
标准量规对连接器插孔单PIN保持力为最小2.0N保持3秒以上.
- 2.1.2 For checking Integral withdrawal force 60N(Max) from maximum standard gauge. 标准量规(最大值)检查整体拔出力 60N(最大).

3. Finished product conditions 成品状态

- 3.1 The attachment plug front show the test mark of "T".
插头主视面须有测试标志"T".
- 3.2 The dimension with "▽" must be control and inspected importantly.
带"▽"尺寸需重点管控和检验.
- 3.3 The dimension with "*" is for safety gauge.
带"*"尺寸为安规尺寸.

4. Standards 标准

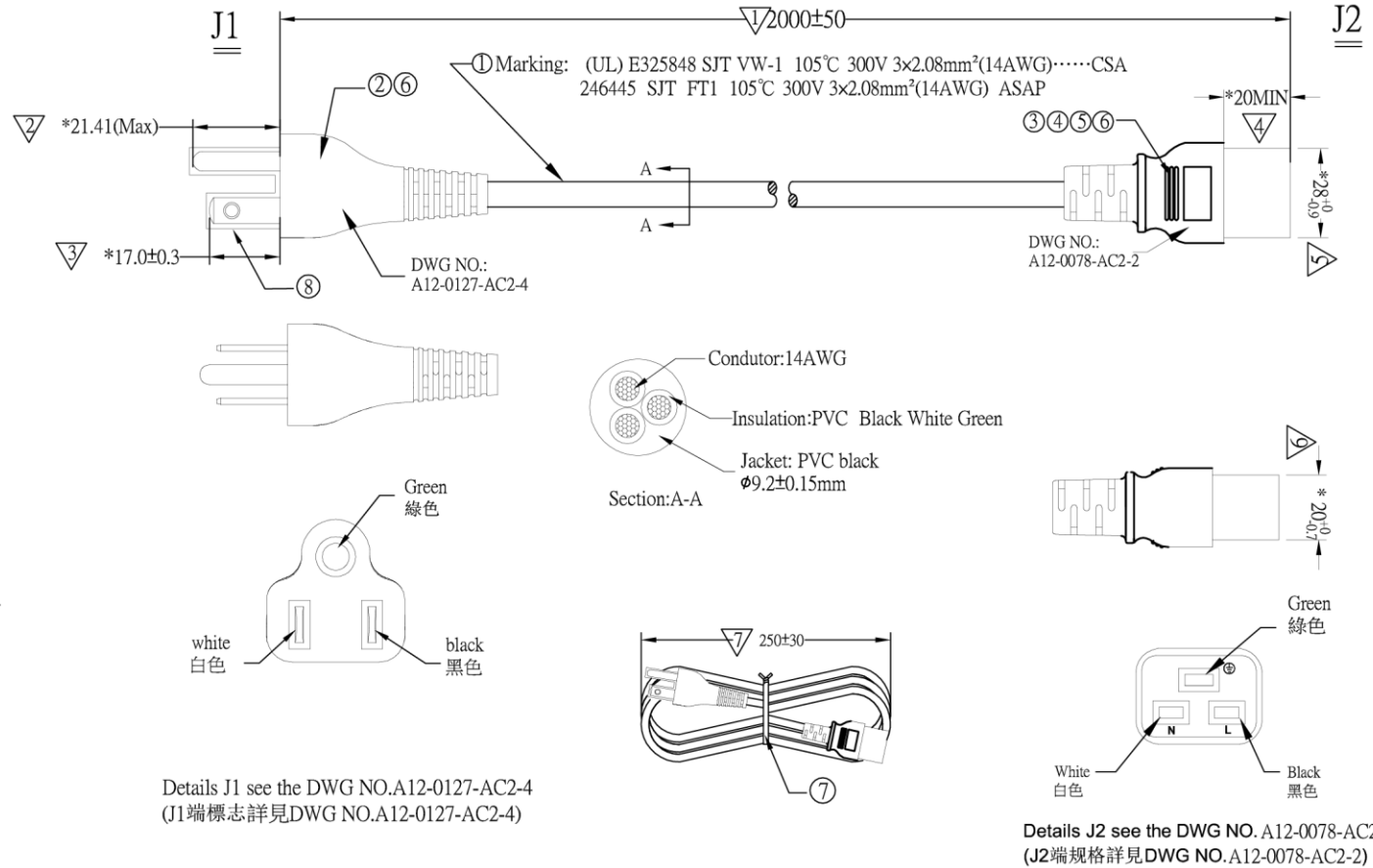
- 4.1 The cord shall comply with UL62. 线材符合UL62
- 4.2 The molded plug shall comply with UL817. 插头符合UL 817.
- 4.3 The connector shall comply with UL817. 连接器须符合UL817.

5. Environmental requirement 环保要求

- 5.1 Material and product comply with Doc No."QW-Q-043" 《material-and product-of restricted substance control specification.
物料及成品必须符合QW-Q-043 《材料与成品限用物质管理规范》.

Wiring method 接線方式:

J1	cord	J2
E	GREEN	E
L	BLACK	L
N	WHITE	N



Details J1 see the DWG NO. A12-0127-AC2-4
(J1端标志详见DWG NO. A12-0127-AC2-4)

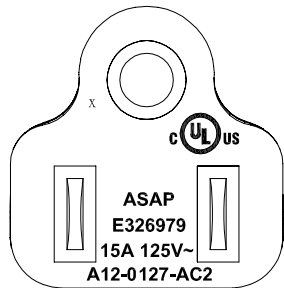
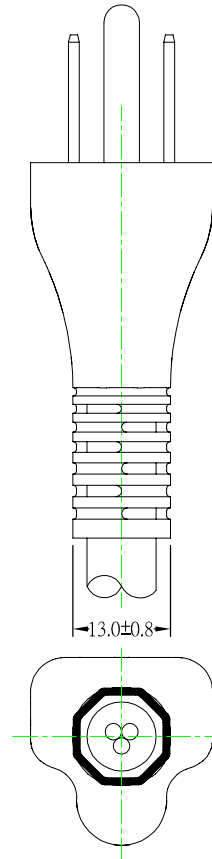
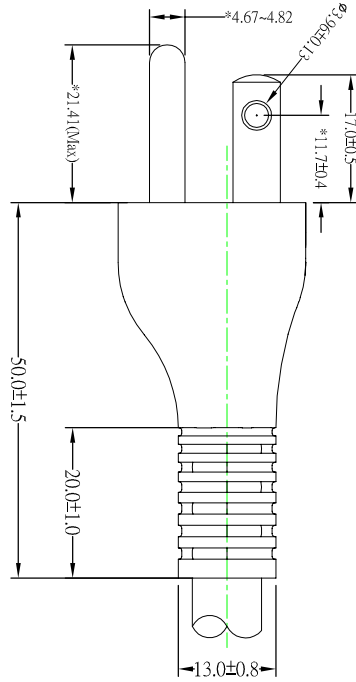
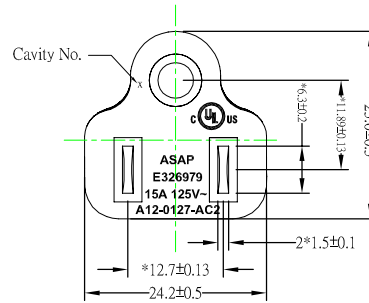
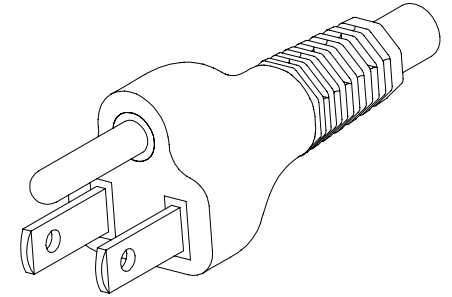
Details J2 see the DWG NO. A12-0078-AC2-2
(J2端规格详见DWG NO. A12-0078-AC2-2)

ITEM	NAME	DESCRIPTION	UNIT	QTY	X.±	X.°±	UNITS	P/N:42-2696			
⑧	SLEEVE	Protecting cover for plug pins, White	pcs	1	.X±	.X°±	mm	PART NO: L8CAC024-QT-R	TITLE: UL 3P To C19 L2m Black		
⑦	TIE	Black PE tie, complying with RoHS.	pcs	1	.XX±	.XX°±	MATL				
⑥	PVC PELLET	55P black PVC pellets meeting RoHS and UL94 V-0.	kg	NA	.XXX±	.XXX°±		FINISH	APPD: XL Deng	DWG NO: ACRDN14110031	
⑤	TERMINAL	2X5U type contact terminal with wing for C19 connector,	pcs	3			Q'TY		CHKD: Guangren Ouyang		
④	HOUSING	Down cover of C19, PBT material, black	pcs	1				DR: Hongmei Hu		SCALE	SHEET
③	HOUSING	Upper cover of C19, PBT material, black	pcs	1			NONE			1/1	D
②	INSERT	UL two poles insert with earthing, PBT 94V-0, black, copper, nickel-plated.	pcs	1							
①	POWER CORD	SJT 14AWG/3C 105°C Black	mm	NA							

THESE DRAWINGS AND SPECIFICATIONS ARE THE PROPERTY OF Luxshare-ICT AND SHALL NOT BE REPRODUCED, COPIED OR CUED IN ANY MANNER WITHOUT THE PRIOR WRITTEN CONSENT OF Luxshare-ICT

NOTE:
 Technical Requirement: The dimension with " * " is for safety standard.

REV.	DESCRIPTION	DESIGN	APPROVAL	DATE
A	NEW	JING LIU	QS LIU	2017.9.27



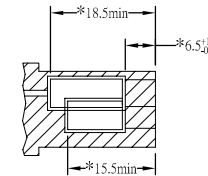
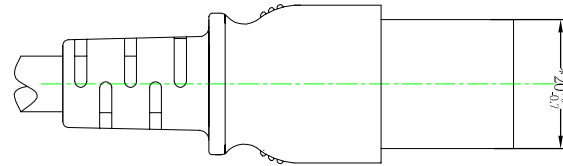
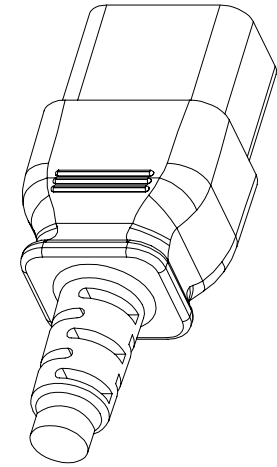
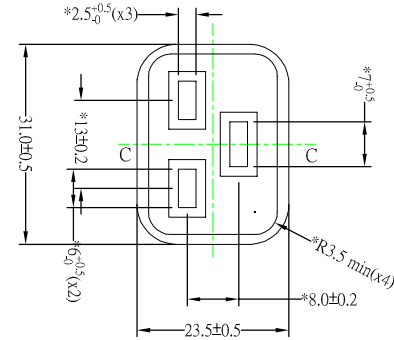
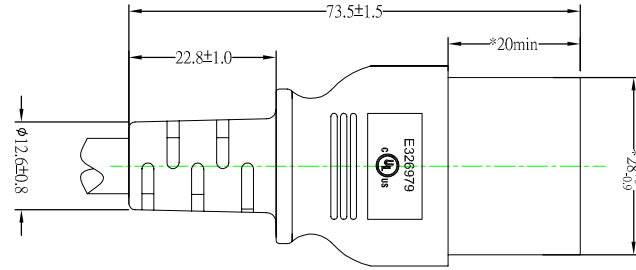
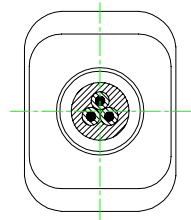
Marking

X. ± 0.6	X.° $\pm 1^\circ$	DWG TYPE: PRODUCT DRAWING	TITLE: UL 5-15P Three Pin PLUG		
.X ± 0.4	.X° $\pm 0.6^\circ$				
.XX ± 0.10	.XX° $\pm 0.3^\circ$	MOULD NO: AC-P0127-x	DWG NO: A12-0127-AC2-4		
UNITS	mm	APPD: 欧阳光仁			
THESE DRAWINGS AND SPECIFICATIONS ARE THE PROPERTY OF LUXSHARE-ICT AND SHALL NOT BE REPRODUCED, COPIED OR CUED IN ANY MANNER WITHOUT THE PRIOR WRITTEN CONSENT OF LUXSHARE-ICT		CHKD: 刘秋顺	SCALE	SHEET	REV.
		DRAW: 刘景			

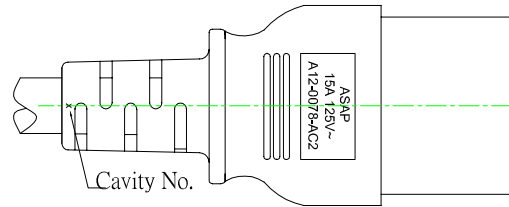
1	SJT 14AWGX3C	OD:9.2	Round Cable
NO.	SPECIFICATION		Remark

NOTE:
 Technical Requirement: The dimension with " * " is for safety standard.

REV.	DESCRIPTION	DESIGN	APPROVAL	DATE
A	NEW	JING LIU	QS LIU	2017.10.06



section c-c'



ASAP
 15A 125V~
 A12-0078-AC2

E326979

Marking

X. :±0.6	X.° :±1°	DWG TYPE: PRODUCT DRAWING									
.X :±0.4	.X° :±0.6°										
.XX:±0.10	.XX°:±0.3°	MOUID NO: AC-C0024-x	TITLE: UL C19 Connector								
UNITS	mm	APPD: 欧阳光仁	DWG NO: A12-0078-AC2-2								
THESE DRAWINGS AND SPECIFICATIONS ARE THE PROPERTY OF LUXSHARE-ICT AND SHALL NOT BE REPRODUCED, COPIED OR CUED IN ANY MANNER WITHOUT THE PRIOR WRITTEN CONSENT OF LUXSHARE-ICT		CHKD: 刘秋顺	<table border="1"> <tr> <th>SCALE</th> <th>SHEET</th> <th>REV.</th> </tr> <tr> <td>NONE</td> <td>1/1</td> <td>A</td> </tr> </table>			SCALE	SHEET	REV.	NONE	1/1	A
		SCALE				SHEET	REV.				
		NONE				1/1	A				
DRAW: 刘景											

NO.	SPECIFICATION	Remark
1	SJT 14AWG/3C OD:9.2MM	Round Cable