

Technical requirement 技术参数:

1. Electrical Characteristics Test 电气性能检验

1.1 Products 100% for electrical test. 成品100%电性测试。

1.2 Insulation resistance: No less than 100MΩ of 500V DC.
绝缘阻抗: 大于或等于100MΩ 500V DC。

1.3 Dielectric strength 耐电压

1.3.1 Between two conductors 2500⁺²⁰⁰₀V AC for 1.0s Trip-current 1.0mA max.

导体与导体之间2500⁺²⁰⁰₀V AC /1秒,漏电流1.0mA(max)。

1.3.2 Between conductor and body 4000⁺²⁰⁰₀V AC for 1.0s Trip current 1.0mA max.

导体与本体之间4000⁺²⁰⁰₀V AC /1秒,漏电流1.0mA(max)。

2. Mechanical Characteristics Test 机械性能检验

2.1. Withdrawal force 拔出力

2.1.1 For checking each PIN independently from the standard-gauge below 1.5N(Min) Keep for 3S or more.

标准量规对连接器插孔单PIN保持力为最小1.5N保持3秒以上。

2.1.2 For checking Integral withdrawal force 50N(MAX) from maximum standard gauge. 标准量规(最大值)检查整体拔出力50N(MAX)。

3. Finished product conditions 成品状态

3.1 The attachment plug front show the test mark of "T".

插头主视面须有测试标志" T "。

3.2 The dimension with "▽" must be control and inspected importantly.
带"▽"尺寸需重点管控和检验。

3.3 material and product comply with Doc No."QW-Q-043" 《material- and product- of restricted substance control specification.
物料及成品必须符合QW-Q-043 《材料与成品限用物质管理规范》。

4. Standards 标准

4.1 The cord shall comply with GB5023.5. 线材符合GB5023.5.

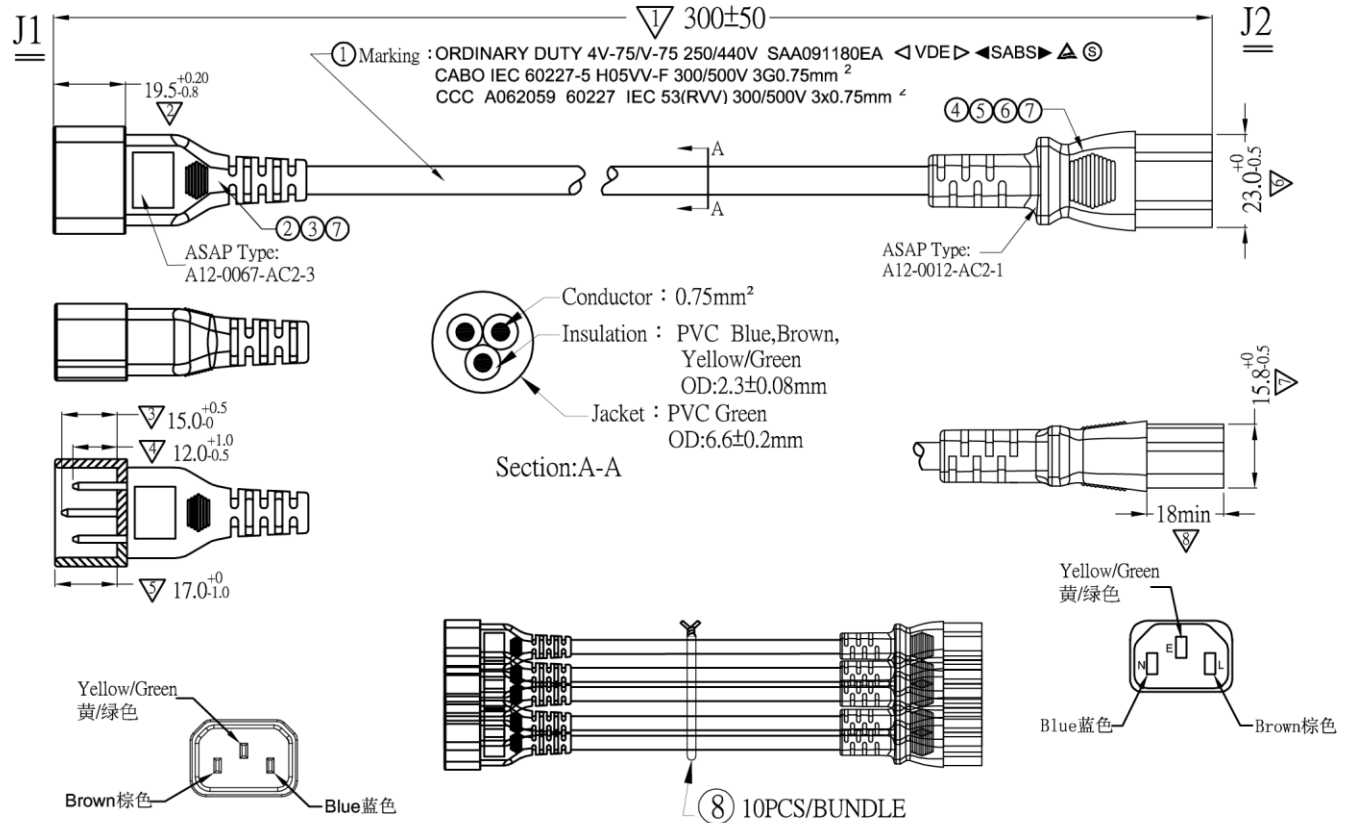
4.2 The plug and connector shall comply with GB17465.1,
插头和连接器须符合GB17465.1;

4.3 The components shall comply with GB15934, 产品组件须符合GB15934.

Wiring method :

J1 cord J2
E — Yellow/Green — E
L — Brown — L
N — Blue — N

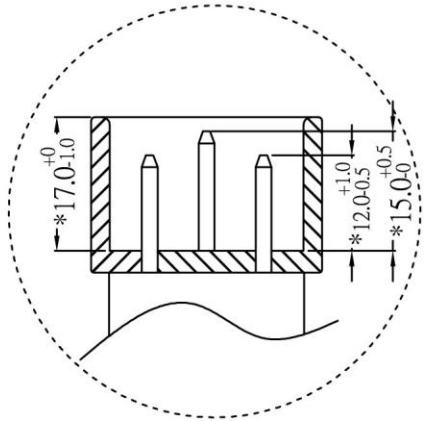
REV.	DESCRIPTION	DESIGN	APPROVAL	DATE
B	ECN17-0000001978(Change J2 marking)	Hongmei	XL Deng	2017.02.06
C	Change the customer P/N	DanPeng	XL Deng	2017.07.29
D	500000131545(remove "S" from CCC mark)	Hongmei Hu	Hongjiang Zhu	2021.07.15



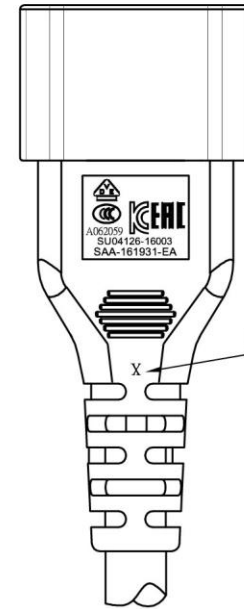
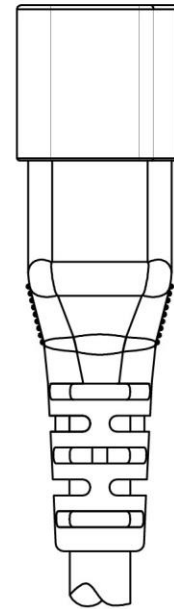
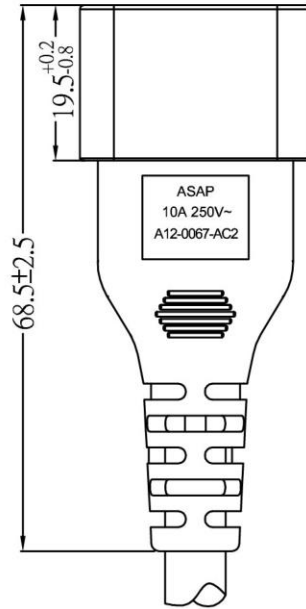
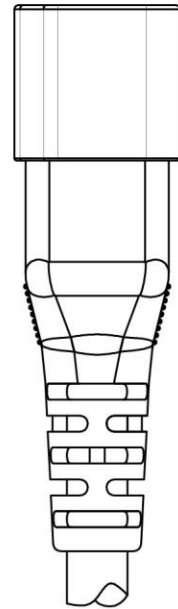
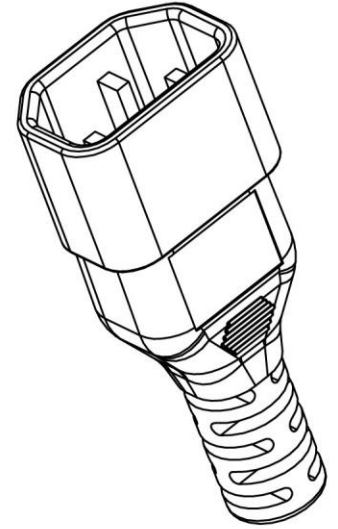
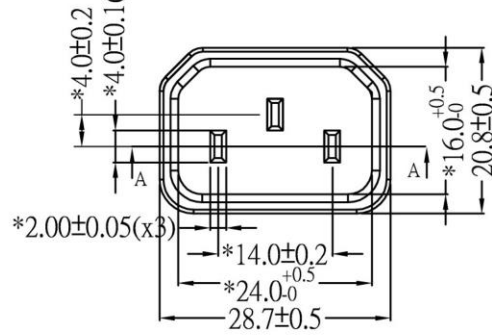
ITEM	NAME	DESCRIPTION	UNIT	QTY	X.±	X.°±	UNITS	P/N:42-2680			
⑧	TIE	PP ROPE White	pcs	1	.X±	.X°±	mm	PART NO: L8CAC091-QT-N	TITLE: VDE C14 To C13 L0. 3m pantone 802C Green		
⑦	PLASITC	55P Green PVC pellets meet RoHS and UL94 V-0.	g	1	.XX±	.XX°±	MATL				
⑥	HOUSING	Down cover of C13, PBT material, white UL94V-0	pcs	1	.XXX±	.XXX°±	FINISH	APPD: Hongjiang Zhu	DWG NO: ACRDN16030060-006		
⑤	HOUSING	Upper cover of C13, PBT material, white UL94V-0	pcs	1				CHKD: Guangren Ouyang			
④	TEMRINAL	U type contact terminal with wing for C13 connector,brass;	pcs	3			Q'TY	DR: Hongmei Hu	SCALE NONE	SHEET 1/1	REV. D
③	HOLDER	Holder ,PBT material, Green.	pcs	1							
②	BLADE	Blade 2x4mm, copper,nickel-plated	pcs	3							
①	POWER CORD	H05VV-F 3x0.75mm²,Green	mm	NA							

NOTE:
 Technical Requirement: The dimension with " * " is for safety standard.

REV.	DESCRIPTION	DESIGN	APPROVAL	DATE
A	NEW	FG HU	QS LIU	2020.02.26



section A-A




Cavity No.

ASAP
 10A 250V~
 A12-0067-AC2



注意变更

Marking

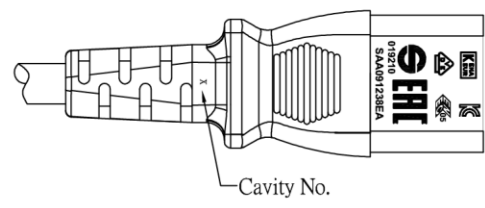
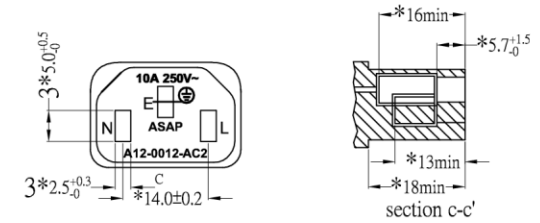
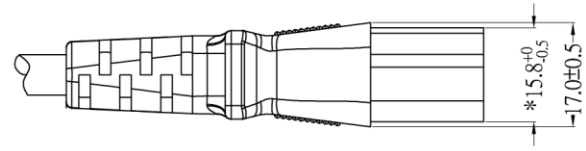
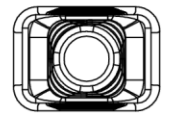
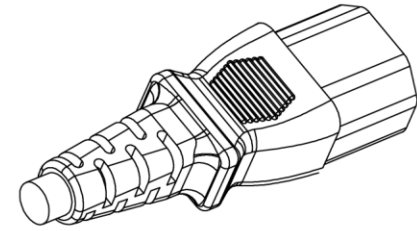
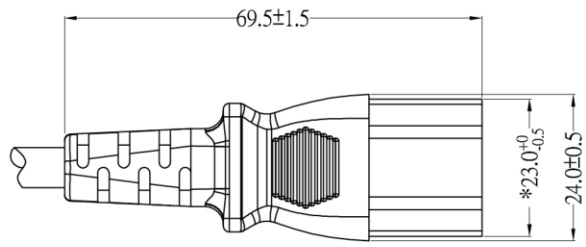


X. :±0.6	X.° :±1°	DWG TYPE: PRODUCT DRAWING	TITLE: CCC/VDE C14			
.X :±0.4	.X° :±0.6°					
.XX:±0.10	.XX°:±0.3°	MOUID NO: AC-C0067-x	DWG NO: A12-0067-AC2-3			
UNITS	mm	APPD: 欧阳光仁				
		CHKD: 刘秋顺		SCALE	SHEET	REV.
		DRAW: 刘景		NONE	1/1	A

NO.	SPECIFICATION	Remark
1	H05VV-F 3×0.75mm ² Ø6.7mm	Round Cable

NOTE:
 Technical Requirement: The dimension with " * " is for safety standard.

REV.	DESCRIPTION	DESIGN	APPROVAL	DATE
A	NEW	JING LIU	QS LIU	2017.9.25



Marking

X. :±0.6	X.° :±1°	DWG TYPE:	
.X :±0.4	.X° :±0.6°	PRODUCT DRAWING	
.XX:±0.10	.XX°:±0.3°	MOUID NO:	TITLE:
UNITS	mm	AC-C0012-x	ENEC C13 CONNECTOR 10A 250V~
		APPD: 欧阳光仁	DWG NO:
		CHKD: 刘秋顺	A12-0012-AC2-1
		DRAW: 刘景	SCALE SHEET REV.
			NONE 1/1 A

NO.	SPECIFICATION	Remark
1	H05VV-F 3*0.75 OD: 6.6	Round Cable