

Technical requirement 技术参数 :

1. Electrical Characteristics Test 电气性能检验

- 1.1 Products 100% for electrical test. 成品100%电性测试.
- 1.2 Insulation resistance: No less than 100MΩ of 500V DC/0.4S.
绝缘阻抗: 大于或等于100MΩ 500V DC/0.4S.
- 1.3 Dielectric strength 耐电压

- 1.3.1 Between two conductors 1500^{+200}_0 V AC for 1.0s Trip-current 1.0mA max.
导体与导体之间 1500^{+200}_0 V AC /1秒,漏电流1.0mA(max).
- 1.3.2 Between conductor and body 2500^{+200}_0 V AC for 1.0s - Trip current 1.0mA max.
导体与本体之间 2500^{+200}_0 V AC /1秒,漏电流1.0mA(max).

2. Mechanical Characteristics Test 机械性能检验

2.1. Withdrawal force 拔出力

- 2.1.1 For checking each PIN independently from the standard-gauge below 1.5N(Min) Keep for 3S or more.
标准量规对连接器插孔单PIN保持力为最小1.5N保持3秒以上.
- 2.1.2 For checking Integral withdrawal force **50N(Max)** from maximum standard gauge. 标准量规(最大值)检查整体拔出力 **50N(最大)**.

3. Finished product conditions 成品状态

- 3.1 The attachment plug front show the test mark of "T".
插头主视面须有测试标志"T".
- 3.2 The dimension with "X" must be control and inspected importantly.
带"X"尺寸需重点管控和检验.
- 3.2 The dimension with " * " is required by safety standard .
带" * "尺寸为安规尺寸.

4. Standards 标准

- 4.1 The cord shall comply with UL62. 线材符合UL62
- 4.2 The molded plug shall comply with UL817. 插头符合UL 817.
- 4.3 The molded connector shall comply with UL817, IEC60320-1.
连接器符合UL817, IEC60320-1

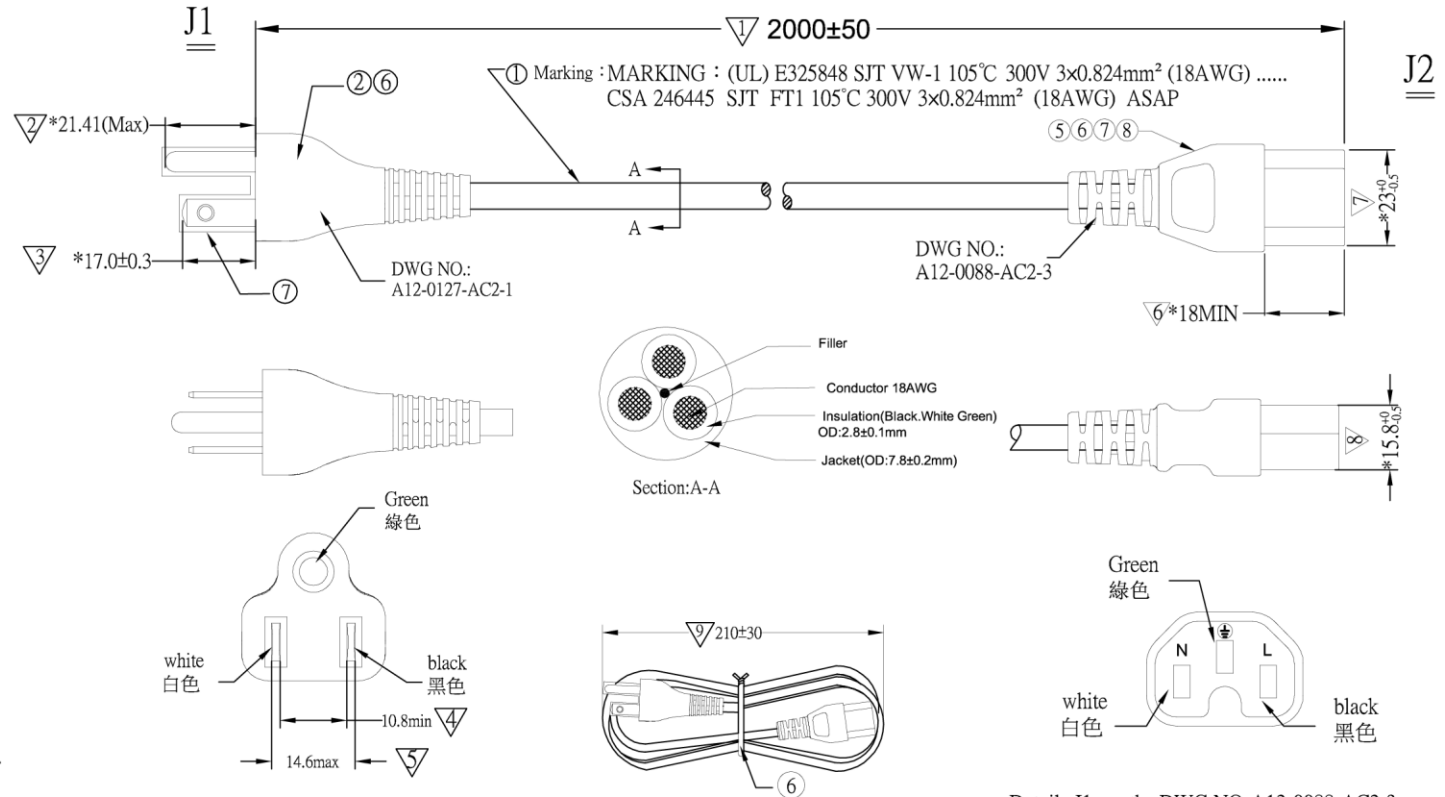
5. Environmental requirement 环保要求

- 5.1 Material and product comply with Doc No. "QW-Q-043" 《material-and product- of restricted substance control specification.
物料及成品必须符合QW-Q-043 《材料与成品限用物质管理规范》.

Wiring method 接线方式 :

J1	cord	J2
E	GREEN 绿色	E
L	BLACK 黑色	L
N	WHITE 白色	N

REV.	DESCRIPTION	DESIGN	APPROVAL	DATE
A	NEW	HM Hu	BG YANG	2015.05.18
B	Change the customer P/N	DanPeng	XL DENG	2017.07.28
C	ECN18-0000016767(change the shape of plug and connector)	Hongmei	XL DENG	2018.05.17



Details J1 see the DWG NO. A12-0127-AC2-1
(J1端标志详见DWG NO. A12-0127-AC2-1)

Details J1 see the DWG NO. A12-0088-AC2-3
(J1端标志详见DWG NO. A12-0088-AC2-3)

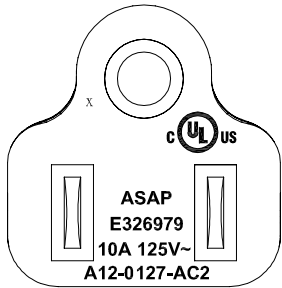
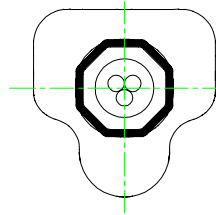
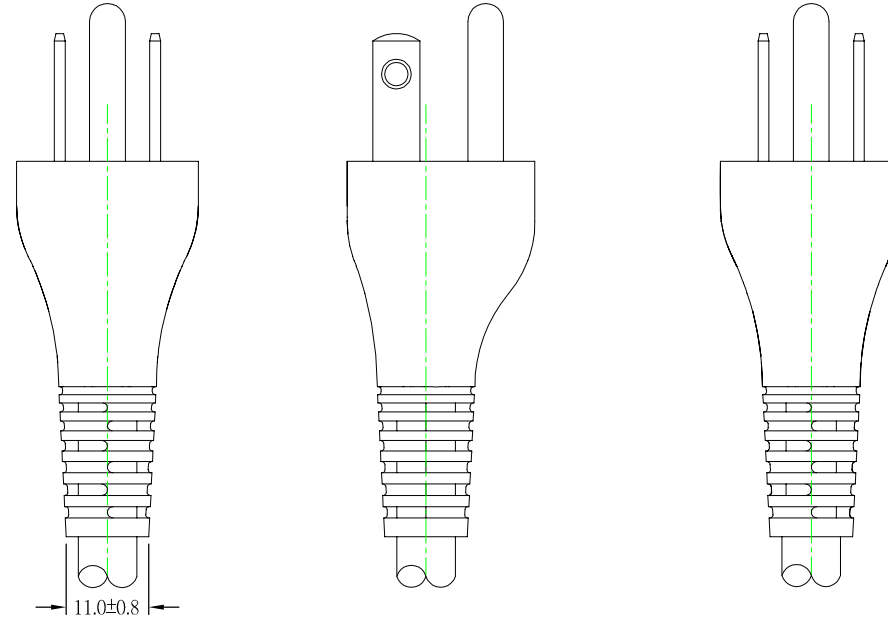
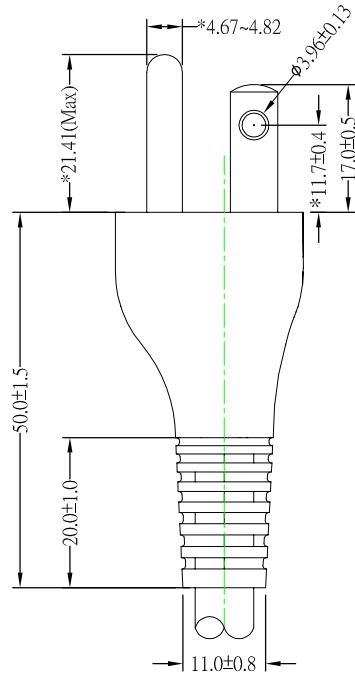
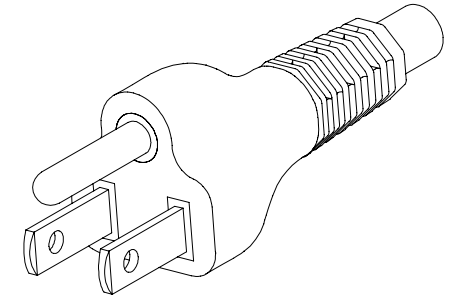
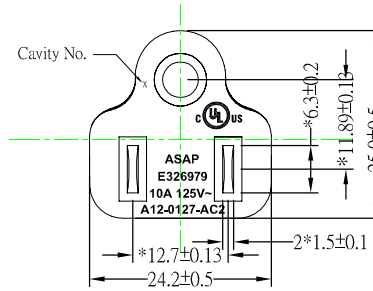
ITEM	NAME	DESCRIPTION	Q'TY	UNIT	⑧	⑦	⑥	⑤	④
⑧	TIE	Black PE tie hanking cord and meeting RoHS.	PCS	1	X.±	X.°±			
⑦	SLEEVE	Protecting cover for plug pins, White	PCS	1	.X±	.X°±			
⑥	PLASTIC	55P black PVC pellets meeting RoHS and UL94 V-0.	KG		.XX±	.XX°±			
⑤	TERMINAL	U type contact terminal with wing for C15 connector, phosphor copper.	PCS	3	.XXX±	.XXX°±			
④	HOUSING	Down cover of C15, PBT material, white	PCS	1	UNITS	mm			
③	HOUSING	Upper cover of C15, PBT material, white	PCS	1	THESE DRAWINGS AND SPECIFICATIONS ARE THE PROPERTY OF LUXSHARE-ICT AND SHALL NOT BE REPRODUCED, COPIED OR CUED IN ANY MANNER WITHOUT THE PRIOR WRITTEN CONSENT OF LUXSHARE-ICT				
②	INSERT	UL two poles insert with earthing, PBT 94V-0, black, copper, nickel-plated.	PCS	1					
①	POWER CORD	SJT 18AWG/3C 105°C Black	MM	NA					

P/N:42-2597

PART NO: L8CAC040-QT-N		TITLE: UL5-15P TO C15 L2.0m black		
APPD: XL Deng		DWG NO: ACRDN15050017-006		
CHKD: Guangren Ouyang		SCALE SHEET REV. NONE 1/1 C		
DRAW: Hongmei Hu				

NOTE:
 Technical Requirement: The dimension with " * " is for safety standard.

REV.	DESCRIPTION	DESIGN	APPROVAL	DATE
A	NEW	JING LIU	QS LIU	2017.9.27



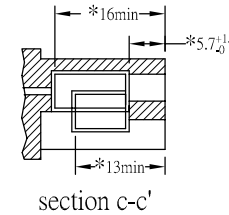
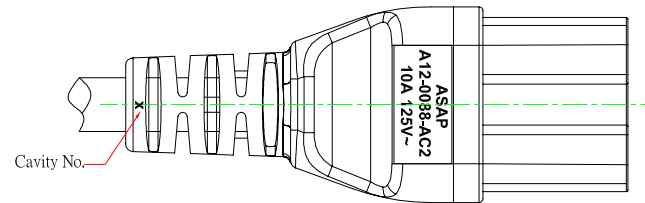
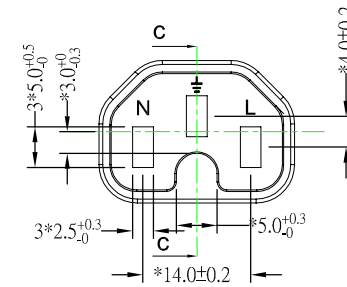
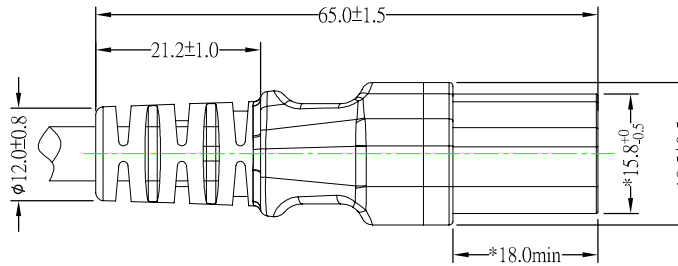
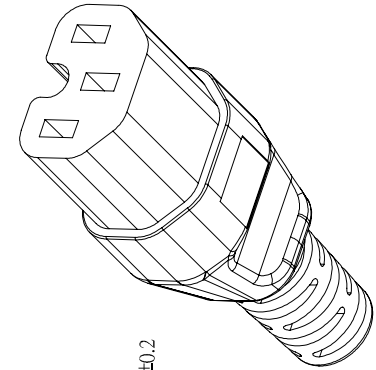
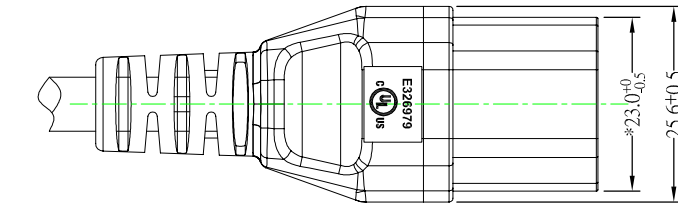
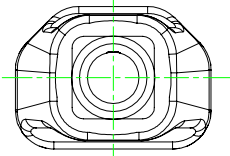
Marking

X. :±0.6	X.° :±1°	DWG TYPE: PRODUCT DRAWING	TITLE: UL 5-15P Three Pin PLUG			
.X :±0.4	.X° :±0.6°					
.XX:±0.10	.XX°:±0.3°	MOUID NO: AC-P0127-x	DWG NO: A12-0127-AC2-2			
UNITS	mm	APPD: 欧阳光仁				
THESE DRAWINGS AND SPECIFICATIONS ARE THE PROPERTY OF LUXSHARE-ICT AND SHALL NOT BE REPRODUCED, COPIED OR CUED IN ANY MANNER WITHOUT THE PRIOR WRITTEN CONSENT OF LUXSHARE-ICT		CHKD: 刘秋顺		SCALE	SHEET	REV.
		DRAW: 刘景		NONE	1/1	A

NO.	SPECIFICATION	Remark
1	SJT 18AWGX3C OD:7.8	Round Cable

NOTE:
 Technical Requirement: The dimension with " * " is for safety standard.

REV.	DESCRIPTION	DESIGN	APPROVAL	DATE
A	NEW	JING LIU	QS LIU	2017.10.06



ASAP
A12-0088-AC2
10A 125V~



Marking

X. :±0.6	X.° :±1°	DWG TYPE: PRODUCT DRAWING			
.X :±0.4	.X° :±0.6°	MOUID NO: AC-C0087-x	TITLE: UL/CSA C15 Connector		
.XX:±0.10	.XX°:±0.3°	UNITS mm	APPD: 欧阳光仁		
		THESE DRAWINGS AND SPECIFICATIONS ARE THE PROPERTY OF LUXSHARE-ICT AND SHALL NOT BE REPRODUCED, COPIED OR CUED IN ANY MANNER WITHOUT THE PRIOR WRITTEN CONSENT OF LUXSHARE-ICT	CHKD: 刘秋顺		
			DRAW: 刘景		
			DWG NO: A12-0088-AC2-3		
			SCALE	SHEET	REV.
			NONE	1/1	A

NO.	SJT 18AWG/3C OD:7.8±0.15	Round Cable
NO.	SPECIFICATION	Remark
1		