



CABLENET

Cabinet Guide

6 easy steps to buying the right cabinet

[Network Patch Leads](#) | [Copper Networking](#) | [Fibre Networking](#) | [Power Leads & PDUs](#) | [Computer Cables](#)
[AV & Security](#) | [Intelligent Power & Active Communications](#) | [DataCentre Products](#)



Cabinet Guide

Contents

- Pick a Cabinet..... 1
- Pick a PDU.....2
- Pick Shelves.....3
- Mounting Angles & Support Rails..... 4
- Cable Management 5
- Options & Extras.....7




1. Pick a Cabinet

What to consider:

- A "1U" is 44.45mm
- Need to decide how tall the cabinet needs to be. This would be worked out in "U" height. I.E 42U (Which is approximately 2m in height)
- Need to decide the width (a wider cabinet provides more room for cables). Width is mainly decided by where the cabinet has to go and if it can fit through the door!
- Find out how many servers need to go in and how many U they are. Don't forget to leave plenty of leeway for growth and airflow (around 5U)

Cabinet Model	Specification
52-246060-AABAA	24u 600w x 600d 4210 Cabinet Airtech Front & Rear Doors
52-246080-AABAA	24u 600w x 800d 4210 Cabinet Airtech Front & Rear Doors
52-246010-AABAA	24u 600w x 1000d 4210 Cabinet Airtech Front & Rear Doors
52-248010-AABAA	24u 800w x 1000d 4210 Cabinet Airtech Front & Rear Doors
52-426010-AABAA	42u 600w x 1000d 4210 Cabinet Airtech Front & Rear Doors
52-426010-AABAC	42u 600w x 1000d 4210 Cabinet Airtech Front & Wardrobe R Doors
52-428010-AABAA	42u 800w x 1000d 4210 Cabinet Airtech Front & Rear Doors
52-428010-AABAC	42u 800w x 1000d 4210 Cabinet Airtech Front & Wardrobe R Doors
52-428012-AABAA	42u 800w x 1200d 4210 Cabinet Airtech Front & Rear Doors

Other options are available. Please contact Cablenet on: 01276 405300 for further information



2. Pick a PDU

What to consider:

- Power Distribution Unit
- How many servers do you need to plug in?
- Do you need an Intelligent PDU? Please visit cablenet.co.uk for more options

PDU Model	Specification
PDU6H	6-Way UK Horizontal 1u PDU with 3m lead
PDU8H	8-Way UK Horizontal 1u PDU with 3m lead
PDU10V	10-Way UK Vertical PDU with 3m lead
PDU12V	12-Way UK Vertical PDU with 3m lead

Other options are available. If you can't see the item you are looking for in this guide please contact Cablenet on: 01276 405300



10 way vertical PDU

3. Pick Shelves

What to consider:

- You don't need shelves for all servers - as long as they come with a rackmount kit it can be joined directly to the cabinet
- Shelves are a good way of storing non-rackmountable servers in a cabinet

Shelves Model	Specification
RA0-0216-AA	19inch x 400d Fixed Shelf (600d Cabinet)
RA0-0218-AA	19inch x 600d Fixed Shelf (800d Cabinet)
RA0-0219-AA	19inch x 800d Fixed Shelf (1000d Cabinet)
RA0-0220-AA	19inch x 700d Fixed Shelf (1000d Cabinet)
RA0-0222-AA	19inch x 750d Fixed Shelf (1000d Cabinet)
52-1998	1U x 200mm Cantilever Vented Shelf Black
52-1999	1u x 300mm Cantilever Vented Shelf Black
52-2000	1u x 350mm Cantilever Vented Shelf Black

Other options are available. If you can't see the item you are looking for please call Cablenet on: 01276 405300

Standard fixed shelf



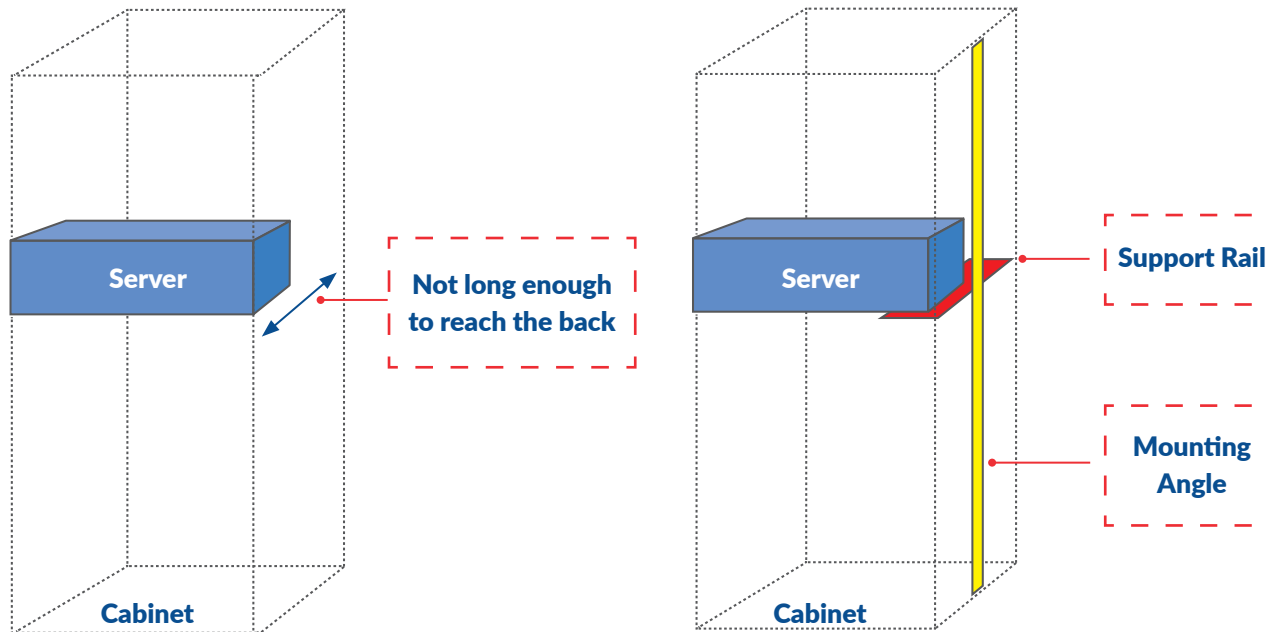
Cantilever shelf: easy to fit shelving solution suitable for mounting non-19" equipment

4. Mounting Angles & Support Rails

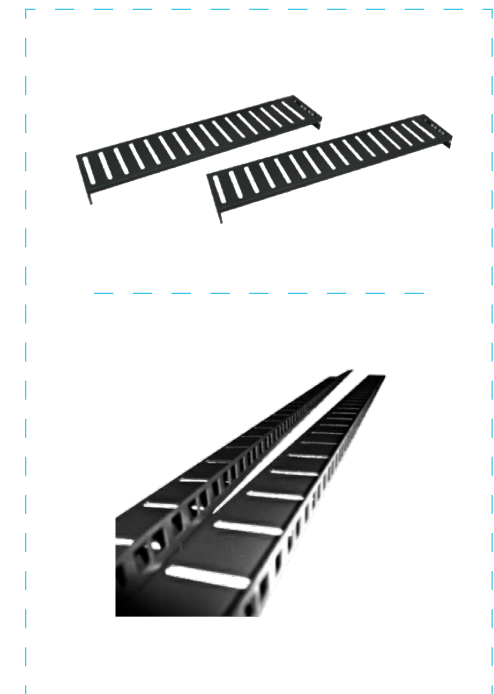
What to consider:

- Mounting Angles make a shorter server secure in a cabinet that is too long
- Mounting Angles attach to a support rail. An 800mm deep support rail is designed to fit a 1000mm deep cabinet

Mounting Angles Model	Specification
DA5-1010-AA-B	4210 600d Depth Support Rail (Black)
DA5-1012-AA-B	4210 800d Depth Support Rail (Black)
DA5-1014-AA-B	4210 1000d Depth Support Rail (Black)
DA5-1015-AA-B	4210 1200d Depth Support Rail (Black)



Depth support rails - sold in pairs



Mounting angles

Other options are available. If you can't see the item you are looking for in this guide please contact Cablenet on: 01276 405300

5. Cable Management

What to consider:

- Think about cable management- to make sure your cables don't get mixed up
- Jumper rings and panels stop harmful strain (stretch) on your cabling - essential for a tidy solution

Cable Model	Specification
DA5-1300-AA-B	4210 24u 75w Cable Tray (Black)
DA5-1326-AA-B	4210 24u 150w Cable Tray (Black)
DA5-1368-AA-B	4210 24u 300w Cable Tray (Black)
DA5-1306-AA-B	4210 42u 75w Cable Tray (Black)
DA5-1332-AA-B	4210 42u 150w Cable Tray (Black)
DA5-1374-AA-B	4210 42u 300w Cable Tray (Black)
72-2668	1u 4 Ring Cable Tidy Panel (Black)
72-2673	2u 4 Ring Cable Management Bar 65mm Rings (Black)
72-2678	1u Cable Dump Panel Steel with Pass Through (Black)

Other options are available. If you can't see the item you are looking for please call Cablenet on: 01276 405300

Cable tray




1U and 2U 4 loop jumper ring panels



Cable Model	Specification
72-2667	1U 19inch Blanking Panel (Black)
72-2666	2U 19inch Blanking Panel (Black)
72-2665	3U 19inch Blanking Panel (Black)
72-2664	4U 19inch Blanking Panel (Black)
72-2680	1U Brush Letterbox Cable Tidy Panel (Black)
72-2686	75mm x 75mm Cable Management Ring (Black)
DA5-2020-AA	4210 Heavy Duty Castors (Set of 4)
RA0-0073-AA	M10 x 60mm Dia 30mm Levelling Feet

42U 300w cable tray



Brush strip panel




Castors



Levelling feet


Flat castor plate



4210 braked castor & plate

Other options are available. If you can't see the item you are looking for in this guide please contact Cablenet on: 01276 405300

Blanking panels




6. Options & Extras

What to consider:

- Every cabinet should have an earth bonding kit, as this aids earth continuity between the frame, doors and the top cover of the cabinet to help prevent risk of electrocution
- Earth bonding kits should provide sufficient leads for all the panels on a cabinet to be bonded to the main frame
- Fans are an option - depending on the number of servers being used within the cabinet
- A baying kit is used to join 2 or more adjacent server cabinets

Extras	Specification
RA0-0557-AA	Packaged 5 x 250mm Lead Earth Kit
RA0-0558-AA	Packaged 4210 Wardrobe Door Earth Lead Kit
RA0-1031-AA	Packaged 4210 Baying Kit
RA0-0533-AA	Packaged 19" Bus Bar (Horizontal Copper Bar)
RA0-0535-AA	Packaged 1334mm Bus Bar (30u)
RA0-0536-AA	Packaged 1870mm/42U Bus Bar
RA0-0254-AA	Packaged 1-48U New Style U-Strip Measure (PAIRS)
CAGENUTBK	Black Cage Nuts & Screws M6 (PK50)
RA0-1031-AA	Packaged 4210 Baying Kit
RA0-1031-FM	Packaged 4210 Baying Kit with Foam Strip
RA0-0005-AA-B	Packaged 4 Way Top Cover Fan Tray

Other options are available. If you can't see the item you are looking for please call Cablenet on: 01276 405300



4 way top cover fan tray



4 way rackmount fan tray

